




JDENTAL CARE
just smile

JD ICON

The unique features of an icon



conical connection



Made in Italy

THE CONICAL CONNECTION

The conical connection offers:


- High level of mechanical stability under different load conditions
- Better force transition from the implant body to the prosthetic abutment
- Less stress on the prosthetic screw

The conical connection is more resistant to abutment movement and microgap enlargement under loading.

The internal conical connection also allows for platform shifting. It results in more natural looking gums.

Whereas with other connections, platform shifting is achieved through the use of a smaller diameter abutment on a larger diameter implant collar, the internal conical connection has the shift built-in.

The hexagonal interlocking provides a choice of six different abutment positions providing **high restorative flexibility**.



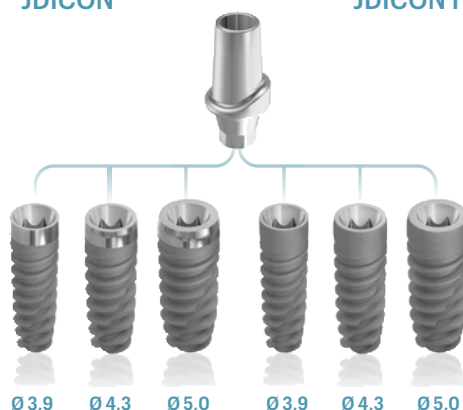
SINGLE PROSTHETIC CONNECTION

features

- Single prosthetic connection for all diameters
- Dual system conical connection internal hexagonal
- Built-in platform switching
- Complete selection of temporary and final abutments for various heights and emergence profiles

JDICON

JDICON F



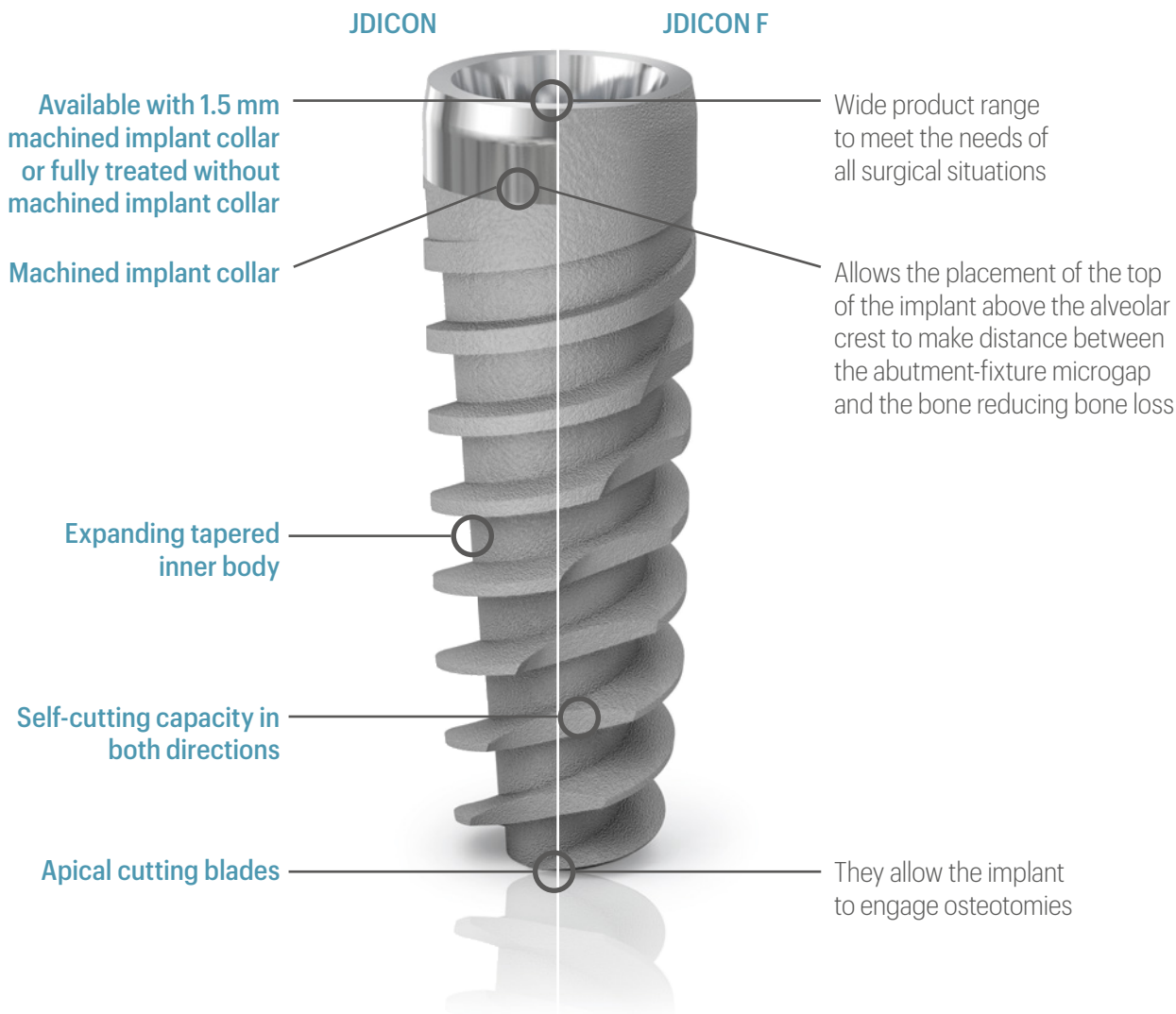
advantages

- Simplicity of clinical processes
- Reduces inventory and enhanced working flexibility
- Excellent connection stability
- Thanks to the connection design, there are no detectable microgaps at the implant-abutment in the area of the conical connection
- High mechanical strength

THE UNIQUE FEATURES OF AN ICON

features

advantages

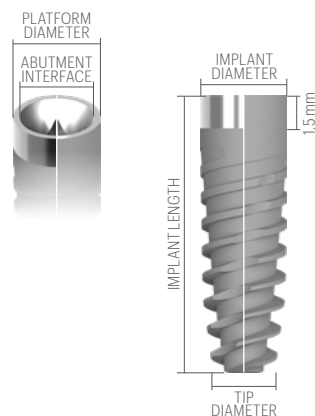


PRODUCT SPECIFICATIONS

The JDIcon dental implants are available in the diameters and lengths shown in the following table:

IMPLANT DIAMETER	LENGTH	TIP DIAMETER	PLATFORM DIAMETER	ABUTMENT INTERFACE
Ø 3,9	8	2.5	3.9	3.4
	10, 11.5	2.4		
	13, 15, 18	2.8		
Ø 4,3	8	3.25	4	3.4
	10, 11.5, 13, 15	2.8		
Ø 5,0	8, 10, 11.5, 13, 15	3.2	4.7	3.4

Note: all measurements in mm



PRODUCT CATALOGUE

JDIcon with 1.5mm machined implant collar:

Ø 3,9

IC39100	JDIcon Ø 3.9 L 10
IC39115	JDIcon Ø 3.9 L 11.5
IC39130	JDIcon Ø 3.9 L 13
IC39150	JDIcon Ø 3.9 L 15
IC39180	JDIcon Ø 3.9 L 18

Ø 4,3

IC43100	JDIcon Ø 4.3 L 10
IC43115	JDIcon Ø 4.3 L 11.5
IC43130	JDIcon Ø 4.3 L 13
IC43150	JDIcon Ø 4.3 L 15

Ø 5,0

IC50100	JDIcon Ø 5.0 L 10
IC50115	JDIcon Ø 5.0 L 11.5
IC50130	JDIcon Ø 5.0 L 13
IC50150	JDIcon Ø 5.0 L 15



JDIcon F fully treated:

Ø 3,9


IC39080:	JDIcon F Ø 3.9 L 8
IC39100:	JDIcon F Ø 3.9 L 10
IC39115:	JDIcon F Ø 3.9 L 11.5
IC39130:	JDIcon F Ø 3.9 L 13
IC39150:	JDIcon F Ø 3.9 L 15
IC39180:	JDIcon F Ø 3.9 L 18

Ø 4,3

IC43080:	JDIcon F Ø 4.3 L 8
IC43100:	JDIcon F Ø 4.3 L 10
IC43115:	JDIcon F Ø 4.3 L 11.5
IC43130:	JDIcon F Ø 4.3 L 13
IC43150:	JDIcon F Ø 4.3 L 15

Ø 5,0

IC50080:	JDIcon F Ø 5.0 L 8
IC50100:	JDIcon F Ø 5.0 L 10
IC50115:	JDIcon F Ø 5.0 L 11.5
IC50130:	JDIcon F Ø 5.0 L 13
IC50150:	JDIcon F Ø 5.0 L 15



Cover Screw:

ICCS	Cover Screw JDIcon
------	--------------------



Healing Abutment:

ICHA43	Healing Abutment Ø 4.0 H 3.0 JDIcon
ICHA45	Healing Abutment Ø 4.0 H 5.0 JDIcon
ICHA47	Healing Abutment Ø 4.0 H 7.0 JDIcon
ICHA53	Healing Abutment Ø 5.0 H 3.0 JDIcon
ICHA55	Healing Abutment Ø 5.0 H 5.0 JDIcon
ICHA57	Healing Abutment Ø 5.0 H 7.0 JDIcon
ICHA59	Healing Abutment Ø 5.0 H 9.0 JDIcon
ICHA63	Healing Abutment Ø 6.0 H 3.0 JDIcon
ICHA65	Healing Abutment Ø 6.0 H 5.0 JDIcon
ICHA67	Healing Abutment Ø 6.0 H 7.0 JDIcon



Healing Abutments Bridge:

ICHA53B	Healing Abutment Bridge Ø 5.0 H 3.0 JDIcon
ICHA55B	Healing Abutment Bridge Ø 5.0 H 5.0 JDIcon
ICHA57B	Healing Abutment Bridge Ø 5.0 H 7.0 JDIcon




Impression Coping:

OPEN TRAY

ICICOT4C	Impression Coping Open Tray Ø 4.0 JDIcon
ICICOT5C	Impression Coping Open Tray Ø 5.0 JDIcon
ICICOT6C	Impression Coping Open Tray Ø 6.0 JDIcon

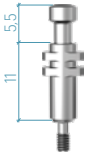
CLOSED TRAY

ICICCT4C	Impression Coping Closed Tray Ø 4.0 JDIcon
ICICCT5C	Impression Coping Closed Tray Ø 5.0 JDIcon
ICICCT6C	Impression Coping Closed Tray Ø 6.0 JDIcon



Impression Coping Bridge:

ICICOTNEC	Impression Coping Open Tray for Bridge JDIcon
-----------	---



Temporary Abutment:

ICTAEC	Temporary Abutment Engaging JDIcon
ICTANEC	Temporary Abutment Non Engaging JDIcon
ICA100	Temporary Abutment Engaging H 3.0 JDIcon
ICATANEWC	Temporary Abutment Non Engaging for Welding JDIcon

Torque recommended 30 Ncm



Straight Abutment:

ICSA4520C	Straight Abutment Ø 4.5 H 2.0 JDIcon
ICSA4540C	Straight Abutment Ø 4.5 H 4.0 JDIcon
ICSA5020C	Straight Abutment Ø 5.0 H 2.0 JDIcon
ICSA5040C	Straight Abutment Ø 5.0 H 4.0 JDIcon
ICSA6020C	Straight Abutment Ø 6.0 H 2.0 JDIcon
ICSA6040C	Straight Abutment Ø 6.0 H 4.0 JDIcon

Torque recommended 30 Ncm



GP Abutment:

ICGP40C	GP Abutment Ø 4.0 JDIcon
ICGP50C	GP Abutment Ø 5.0 JDIcon
ICGP60C	GP Abutment Ø 6.0 JDIcon

Torque recommended 30 Ncm



Anatomic Abutment:

ICEA15C	Anatomic Abutment H 1.5 JDIcon
ICEA30C	Anatomic Abutment H 3.0 JDIcon
IC15A15C	15° Angulated Anatomic Abutment Ø 5.5 H 1.5 JDIcon
IC15A30C	15° Angulated Anatomic Abutment Ø 5.5 H 3.0 JDIcon
IC25A15C	25° Angulated Anatomic Abutment Ø 5.5 H 1.5 JDIcon
IC25A30C	25° Angulated Anatomic Abutment Ø 5.5 H 3.0 JDIcon


Torque recommended 30 Ncm



Wax-Up Abutment:

ICWAEC	Wax-Up Abutment Engaging JDIcon
ICWANEC	Wax-Up Abutment Non Engaging JDIcon


Torque recommended 30 Ncm



Gold Abutment:

ICGAEC	Gold Abutment Engaging JDIcon
ICGANEC	Gold Abutment Non Engaging JDIcon

Torque recommended 30 Ncm



Prosthetic Screw:

ICS	Prosthetic Screw JDIcon
ICSA	Prosthetic Screw Angulated JDIcon

Torque recommended 30 Ncm



Abutment Retrieval Tool:

ICATR	Abutment Retrieval Tool JDIcon
-------	--------------------------------



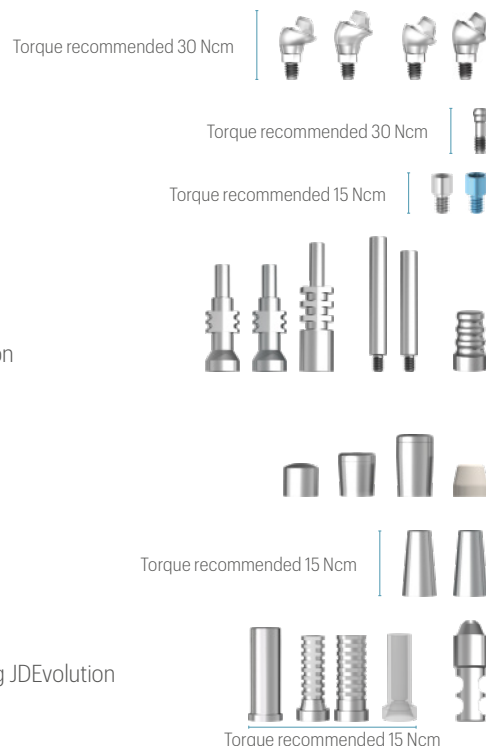
Conical Abutment:

ICCA15C	Conical Abutment H 1.5 JDIcon
ICCA30C	Conical Abutment H 3.0 JDIcon

Torque recommended 30 Ncm




ICCA1725C	Conical Abutment Angulated 17° H 2.5 JDIcon
ICCA1735C	Conical Abutment Angulated 17° H 3.5 JDIcon
ICCA3025C	Conical Abutment Angulated 30° H 2.5 JDIcon
ICCA3035C	Conical Abutment Angulated 30° H 3.5 JDIcon
ICCASA	Conical Abutment Angulated Screw JDIcon
EVCAPS	Prosthetic Screw Conical Abutment JDEvolution
EVCAPSA	Prosthetic Screw Angulated for Conical Abutment JDEvolution
EVCAICOTEC	Conical Abutment Impression Coping Open Tray Engaging JDEvolution
EVCAICOTC	Conical Abutment Impression Coping Open Tray JDEvolution
EVCAICOTLC	Conical Abutment Impression Coping Open Tray Long JDEvolution
EVCAICOT02	Screw for Conical Abutment Impression Coping Open Tray JDEvolution
EVCAICOT04	Screw for Conical Abutment Impression Coping Open Tray Long JDEvolution
EVCAICTC	Conical Abutment Impression Coping Closed Tray
EVCAHC	Conical Abutment Healing Cap JDEvolution
EVCAHCL	Conical Abutment Healing Cap H 6.0 JDEvolution
EVCAHC9	Conical Abutment Healing Cap H 9.0 JDEvolution
EVCAHCB	Conical Abutment Healing Cap Peek JDEvolution
EVCAGPAEC	GP Abutment Engaging for Conical Abutment JDEvolution
EVCAGPANEC	GP Abutment Non Engaging for Conical Abutment JDEvolution
EVCATANEWSC	Temporary Abutment Non Engaging Conical Abutment JDEvolution
EVCATANEC	Temporary Abutment Non Engaging Conical Abutment JDEvolution
EVCATANEWC	Temporary Abutment Non Engaging Conical Abutment Smooth for Welding JDEvolution
EVCAWANEC	Wax-Up Abutment Non Engaging for Conical Abutment
EVCAAR	Conical Abutment Replica



TiBase, JDScaBody and Implant Replica CAD CAM:

ICSBCEC	ScanBody Engaging JDIcon
EVCASBCEC	ScanBody Conical Abutment JDEvolution
EVCASBCEEC	ScanBody Engaging Conical Abutment JDEvolution Plus
EVCASBCECSC:	On Top ScanBody Conical Abutment JDEvolution Plus*
JDSGCIOS	ScanBody Full Arch Tracer
ICTIBC	TiBase Engaging Ø4.5 H 0.5 C 4.7 JDIcon
ICTIBNEC	TiBase Non Engaging Ø4.5 H 0.5 C 4.7 JDIcon
ICTIB15C	TiBase engaging Ø4.5 H 1.5 C 4.7 JDIcon
ICTIB15NEC	TiBase non engaging Ø4.5 H 1.5 C 4.7 JDIcon
ICTIB30C	TiBase engaging Ø4.5 H 3.0 C 4.7 JDIcon
ICTIB30NEC	TiBase non engaging Ø4.5 H 3.0 C 4.7 JDIcon
EVCAITEC	Interface CAD CAM for Conical Abutment Engaging JDEvolution (H 7,5)
EVA139C	TiBase Engaging for Conical Abutment (H 5,0)
EVCAITC	Interface CAD CAM for Conical Abutment Non Engaging JDEvolution (H 7,3)
EVCATIBC	TiBase for Conical Abutment JDEvolution (H 5,0)
EVS110	Prosthetic Screw Conical Abutment Direct
EVS111	Prosthetic Screw Conical Abutment Direct Long
ICANCN	Implant Replica CAD CAM New JDIcon
EVCAARCN	Conical Abutment Replica CAD CAM New
ICPMNC	Pre-milled Abutment Blank JDIcon



Interfaces:


ICINTEC	Interface Engaging JDIcon
ICINTNEC	Interface Non Engaging JDIcon



Ball Abutment:

ICBA15	Ball Abutment H 1.5 JDIcon
ICBA30	Ball Abutment H 3.0 JDIcon
ICBA50	Ball Abutment H 5.0 JDIcon
EVBAA	Ball Abutment Replica
EVBAHC	Ball Abutment Elastic Retention Cap w/ Container
EVBAN	Ball Abutment Retention Cap


Torque recommended 30 Ncm



Emi Abutment:

ICEMI15	Emi Abutment H 1.5 JDIcon
ICEMI30	Emi Abutment H 3.0 JDIcon
ICEMI50	Emi Abutment H 5.0 JDIcon

Torque recommended 30 Ncm



EVEMISCK	Smart cap attachment Emi Abutment
EVEMIHC	Emi Abutment Elastic Retention Cap w/ Container
EVEMIN	Emi Abutment Elastic Retention Cap (1.2 kg)
EVEMIH	Emi Abutment Container
EVEMIIC	Emi Abutment Plastic Impression Coping
EVEMIICS	Emi Abutment Steel Impression Coping
EVEMINT	Emi Abutment White Retention Cap (1.8 kg)
EVEMINY	Emi Abutment Yellow Retention Cap (0.6 kg)
EVEMINP	Emi Abutment Purple Retention Cap (2.5 kg)
EVEMINB	Emi Abutment Retention Cap for Laboratory
EVEMIEIT	Extractor-insertion Tool For Caps
EVEMIA	Emi Abutment Replica



Implant Replica:

ICAN	Implant Replica JDIcon
------	------------------------



Implant and Prosthetic Drivers:

ICID	Implant Driver JDIcon
ICIDL	Implant Driver Long JDIcon
EVSDPF15	Prosthetic Driver for JDTorque L 15
EVSDPF20	Prosthetic Driver for JDTorque L 20
EVSDPF25	Prosthetic Driver for JDTorque L 25
EVSDPF35	Prosthetic Driver for JDTorque L 35
EVSDPF60	Prosthetic Driver for JDTorque L 60
EVSDCAF	Conical Abutment Driver for JDTorque
EVSDP20	Prosthetic Driver L 20
EVSDP25	Prosthetic Driver L 25
EVSDP30	Prosthetic Driver L 30
JDPD103	Prosthetic Driver for Surgical Driver
EVSDCA	Conical Abutment Driver
EVSDPF25A	Angulated Screw Driver for JDTorque L 25
EVSDPF30A	Angulated Screw Driver for JDTorque L 30
EVSDPF25AV	Angulated Screw Driver for Conical Abutment Direct JDTorque L 25
EVSDPF30AV	Angulated Screw Driver for Conical Abutment Direct JDTorque L 30
EVSUD	Surgical Driver JDEvolution
JDG	JDGuide
ICGMC	Implant Mounter for JDIcon



Direction indicators:

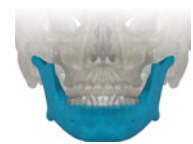
JDDI	Direction Indicator
JDDIS	Direction Indicator Short
JDDI17	Direction Indicator 17°
JDDI30	Direction Indicator 30°
JDDI45	Direction Indicator 45°



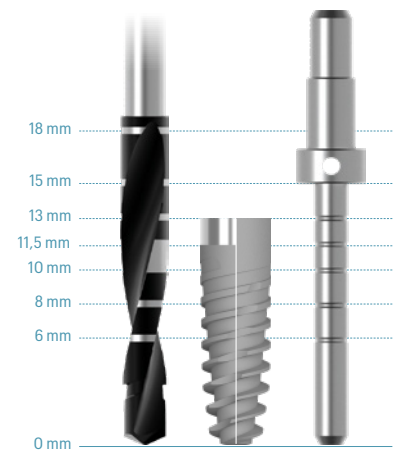
DRILLING PROTOCOLS

It is recommended to adhere to the indications of the following drilling sequence to ensure optimal primary stability of the implants

IMPLANT DIAMETER	HEALED BONE		POST EXTRACTIVE BONE	
	SOFT BONE	MEDIUM-DENSE BONE	SOFT BONE	MEDIUM-DENSE BONE
site preparation in maxilla				
Ø 3,9	2,0 2,4 2,8 up to the 1 st laser mark L6mm	2,0 2,4 2,8 3,2 up to the 1 st laser mark L6mm	2,0 2,4 2,8 at the entrance	2,0 2,4 2,8 at the entrance
	2,0 2,4 2,8 3,2 at the entrance	2,0 2,4 2,8 3,2 up to the 1 st laser mark L6-8mm 3,6 at the entrance	2,0 2,4 2,8 3,2 at the entrance	2,0 2,4 2,8 3,2 at the entrance
	2,0 2,4 2,8 3,2 3,6 up to the 1 st laser mark L 6mm	2,0 2,4 2,8 3,2 3,6 up to the 1 st laser mark L 6mm 4,0 at the entrance	2,0 2,4 2,8 3,2 3,6 at the entrance up to the 1 st laser mark L 6mm	2,0 2,4 2,8 3,2 3,6 at the entrance up to the 1 st laser mark L 6mm
site preparation in mandible				
Ø 3,9	2,0 2,4 2,8 3,2 up to the 2 nd laser mark L 8mm 3,6 up to the 1 st laser mark L 6mm	2,0 2,4 2,8 3,2 3,6 up to the 1 st laser mark L 6mm	2,0 2,4 2,8 3,2 at the entrance	2,0 2,4 2,8 3,2 at the entrance
	2,0 2,4 2,8 3,2 3,6 up to the 2 nd laser mark L 8mm 4,0 up to the 2 nd laser mark L 8mm	2,0 2,4 2,8 3,2 3,6 4,0 up to the 2 nd laser mark L8mm 4,4 up to the 1 st laser mark L 6mm	2,0 2,4 2,8 3,2 3,6 at the entrance	2,0 2,4 2,8 3,2 3,6 at the entrance
	2,0 2,4 2,8 3,2 3,6 4,0 4,4 up to the 2 nd laser mark L 8mm 4,8 at the entrance	2,0 2,4 2,8 3,2 3,6 4,0 4,4 4,8 at the entrance	2,0 2,4 2,8 3,2 3,6 4,0 at the entrance	2,0 2,4 2,8 3,2 3,6 4,0 at the entrance



Note: All measurements in mm



JDentalCare, the JDentalCare logo and other trademarks mentioned in this document are, excluding specifically mentioned exceptions, trademarks property of JDentalCare.

The images of the products represented in this brochure are not necessarily to scale.

Note: Not all products manufactured by JDentalCare and represented in this brochure have been regulatory cleared/released for sale in all countries and/or have been licensed in accordance with FDA Rules and Regulations.

For more information about current product assortment and availability, please contact your local JDentalCare distributor. For prescription only.

Caution: Federal (US) law restricts this device to sale by or on the other for a licensed dentist.

See instructions for use for more information such as indications, warnings, precaution and contraindications.