



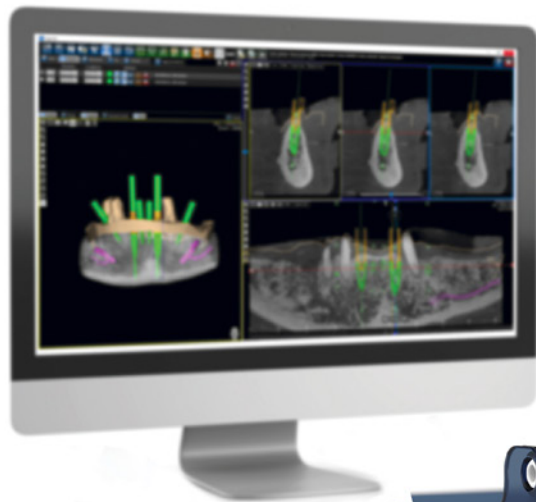


**JDENTAL CARE**

*just smile*



MADE IN ITALY



# JD Guided Surgery Kit

Friend of your hand

# LET YOUR HAND BE GUIDED BY THE JD GUIDED SURGERY KIT

The ideal solution to perform a minimally invasive surgery with more precision, a greater predictability of outcomes and with few simple guided surgery steps.

## NEW DESIGN FOR BETTER SURGERY

All JD Guided Drills have a non cylindrical design with two lateral cuts which allows:

- Lower friction in the sleeves so as to avoid overheating
- Better external irrigation during the implant site preparation



## PRECISION

### GUIDED IMPLANT DEPTH CONTROL

High precision in surgical procedures: implants are placed to the planned depth using a surgical guide and the guided surgery instruments are used in combination with a single sleeve of  $\text{Ø} 5.01\text{mm}$  for a secure implant depth control.




Note: all measurements in mm

# SIMPLICITY

## ONE KIT FOR ALL JD IMPLANT LINES

Simplified insertion with just one kit for all JD implant lines from 2.75 to Ø 5.0mm and from lengths 6 to 15mm.




# COMPATIBILITY

## USER-FRIENDLY SOFTWARE DESIGN

A single kit compatible with the main Software programs for guided surgery present on the market.

# PRODUCTS



## JD Torque



**JDTW**

Torque Wrench JD Torque

## Implant and Prosthetic Drivers



**EVIDG**

Driver Body for Guided Surgery



**JDID116\***

Implant Driver for Guided Surgery JDEvolution Plus



**JDID111\***

Implant Driver for Guided Surgery JDEvolution S



**EVSDP25**

Prosthetic Driver L 25



**EVSDPF25**

Prosthetic Driver for JD Torque L 25



**JDTWA**

Surgical Adaptor for JD Torque

## Tissue Punch



**JDTP35**

Tissue Punch Ø 3.5

## Guided Implant Mounters



**EVGMC**

Implant Mounter for JDEvolution



**ISGMC**

Implant Mounter for JDIcon Ultra S



**ICGMC.**

Implant Mounter for JDIcon Plus



**EVGMLC**

Implant Mounter Long for JDEvolution



**ESGMC**

Implant Mounter for JDEvolution S



**ICGMLC.**

Implant Mounter Long for JDIcon Plus



**ICGMC**

Implant Mounter for JDIcon

## Guided Drills



**JDGD20-060**

Guided Drill  
Ø 2.0 L 6.0



**JDGD20-080**

Guided Drill  
Ø 2.0 L 8.0



**JDGD20-100**

Guided Drill  
Ø 2.0 L 10.0



**JDGD20-115**

Guided Drill  
Ø 2.0 L 11.5



**JDGD20-130**

Guided Drill  
Ø 2.0 L 13.0



**JDGD20-150**

Guided Drill  
Ø 2.0 L 15.0

Note: all measurements in mm

\*To be ordered separately

## Guided Drills



**JDGD24-060**  
Guided Drill  
Ø 2.4 L 6.0



**JDGD24-080**  
Guided Drill  
Ø 2.4 L 8.0



**JDGD24-100**  
Guided Drill  
Ø 2.4 L 10.0



**JDGD24-115**  
Guided Drill  
Ø 2.4 L 11.5



**JDGD24-130**  
Guided Drill  
Ø 2.4 L 13.0



**JDGD24-150**  
Guided Drill  
Ø 2.4 L 15.0



**JDGD28-060**  
Guided Drill  
Ø 2.8 L 6.0



**JDGD28-080**  
Guided Drill  
Ø 2.8 L 8.0



**JDGD28-100**  
Guided Drill  
Ø 2.8 L 10.0



**JDGD28-115**  
Guided Drill  
Ø 2.8 L 11.5



**JDGD28-130**  
Guided Drill  
Ø 2.8 L 13.0



**JDGD28-150**  
Guided Drill  
Ø 2.8 L 15.0



**JDGD32-060**  
Guided Drill  
Ø 3.2 L 6.0



**JDGD32-080**  
Guided Drill  
Ø 3.2 L 8.0



**JDGD32-100**  
Guided Drill  
Ø 3.2 L 10.0



**JDGD32-115**  
Guided Drill  
Ø 3.2 L 11.5



**JDGD32-130**  
Guided Drill  
Ø 3.2 L 13.0



**JDGD32-150**  
Guided Drill  
Ø 3.2 L 15.0



**JDGD36-060**  
Guided Drill  
Ø 3.6 L 6.0



**JDGD36-080**  
Guided Drill  
Ø 3.6 L 8.0



**JDGD36-100**  
Guided Drill  
Ø 3.6 L 10.0



**JDGD36-115**  
Guided Drill  
Ø 3.6 L 11.5



**JDGD36-130**  
Guided Drill  
Ø 3.6 L 13.0



**JDGD36-150**  
Guided Drill  
Ø 3.6 L 15.0



**JDGD42-060**  
Guided Drill  
Ø 4.2 L 6.0



**JDGD42-080**  
Guided Drill  
Ø 4.2 L 8.0



**JDGD42-100**  
Guided Drill  
Ø 4.2 L 10.0



**JDGD42-115**  
Guided Drill  
Ø 4.2 L 11.5



**JDGD42-130**  
Guided Drill  
Ø 4.2 L 13.0



**JDGD42-150**  
Guided Drill  
Ø 4.2 L 15.0



**JDGD100\***  
Guided Drill  
Countersink



**JDGDP**  
Guided Surgery  
Precision Drill



**JDPIN**  
Fixation Pin  
(x4)

## Sleeves



**JDBGB**  
Template Sleeve for  
Guided Surgery Peek



**JDBG**  
Template Sleeve  
for Guided Surgery



**JDBGP**  
Pin Sleeve

# DRILLING PROTOCOLS

The following drilling protocols are suggested to be used for the insertion of JDentalCare dental implants in case of Guided Surgery technique, using the original instruments and surgical guides manufactured by JDentalCare. Deviations in respect to the following procedures are possible depending on specific clinical situations.

<i>JDEvolution, JDEvolution Plus, JDIcon, JDIcon Plus, JDIcon Plus T, JDOcta</i>					
		Site preparation in maxilla		Site preparation in mandible	
IMPLANT DIAMETER	IMPLANT LENGTH	SOFT BONE	MEDIUM-DENSE BONE	SOFT BONE	MEDIUM-DENSE BONE
Ø 3,7 / 3,9	L6	/	/	/	/
	L8	2,4 L6 - L8 2,8 L6 3,2 L6	2,4 L6 - L8 2,8 L6 3,2 L6	2,4 L6 - L8 2,8 L6 - L8 3,2 L6 3,6 L6	2,4 L6 - L8 2,8 L6 - L8 3,2 L6 - L8 3,6 L6
	L10	2,4 L6 - L8 - L10 2,8 L6 3,2 L6	2,4 L6 - L8 - L10 2,8 L6 - L8 3,2 L6	2,4 L6 - L8 - L10 2,8 L6 - L8 - L10 3,2 L6 3,6 L6	2,4 L6 - L8 - L10 2,8 L6 - L8 - L10 3,2 L6 - L8 - L10 3,6 L6
	L11,5	2,4 L6 - L8 - L10 - L11,5 2,8 L6 3,2 L6	2,4 L6 - L8 - L10 - L11,5 2,8 L6 - L8 - L10 3,2 L6 3,6 L6	2,4 L6 - L8 - L10 - L11,5 2,8 L6 - L8 - L10 - L11,5 3,2 L6 3,6 L6	2,4 L6 - L8 - L10 - L11,5 2,8 L6 - L8 - L10 - L11,5 3,2 L6 - L8 - L10 - L11,5 3,6 L6
	L13	2,4 L6 - L8 - L10 - L11,5 - L13 2,8 L6 - L8 3,2 L6	2,4 L6 - L8 - L10 - L11,5 - L13 2,8 L6 - L8 - L10 3,2 L6 - L8 3,6 L6	2,4 L6 - L8 - L10 - L11,5 - L13 2,8 L6 - L8 - L10 - L11,5 - L13 3,2 L6 3,6 L6	2,4 L6 - L8 - L10 - L11,5 - L13 2,8 L6 - L8 - L10 - L11,5 - L13 3,2 L6 - L8 - L10 - L11,5 - L13 3,6 L6
	L15	2,4 L6 - L8 - L10 - L11,5 - L13 - L15 2,8 L6 - L8 - L10 3,2 L6 - L8	2,4 L6 - L8 - L10 - L11,5 - L13 - L15 2,8 L6 - L8 - L10 - L11,5 3,2 L6 - L8 - L10 3,6 L6	2,4 L6 - L8 - L10 - L11,5 - L13 - L15 2,8 L6 - L8 - L10 - L11,5 - L13 - L15 3,2 L6 - L8 3,6 L6	2,4 L6 - L8 - L10 - L11,5 - L13 - L15 2,8 L6 - L8 - L10 - L11,5 - L13 - L15 3,2 L6 - L8 - L10 - L11,5 - L13 - L15 3,6 L6
	L18	2,4 L6 - L8 - L10 - L11,5 - L13 - L15 - L18 2,8 L6 - L8 - L10 - L11,5 - L13 3,2 L6 - L8 - L10	2,4 L6 - L8 - L10 - L11,5 - L13 - L15 - L18 2,8 L6 - L8 - L10 - L11,5 - L13 3,2 L6 - L8 - L10 - L11,5 3,6 L6	2,4 L6 - L8 - L10 - L11,5 - L13 - L15 - L18 2,8 L6 - L8 - L10 - L11,5 - L13 - L15 3,2 L6 - L8 - L10 3,6 L6	2,4 L6 - L8 - L10 - L11,5 - L13 - L15 - L18 2,8 L6 - L8 - L10 - L11,5 - L13 - L15 3,2 L6 - L8 - L10 - L11,5 - L13 - L15 3,6 L6
Ø 4,0 / 4,3	L6	2,4 L6 2,8 L6 3,2 L6	2,4 L6 2,8 L6 3,2 L6 3,6 L6	2,4 L6 2,8 L6 3,2 L6 3,6 L6	2,4 L6 2,8 L6 3,2 L6 3,6 L6 4,2 L6
	L8	2,4 L6 - L8 2,8 L6 - L8 3,2 L6 3,6 L6	2,4 L6 - L8 2,8 L6 - L8 3,2 L6 3,6 L6	2,4 L6 - L8 2,8 L6 - L8 3,2 L6 3,6 L6	2,4 L6 - L8 2,8 L6 - L8 3,2 L6 - L8 3,6 L6 - L8 4,2 L6
	L10	2,4 L6 - L8 - L10 2,8 L6 - L8 - L10 3,2 L6 3,6 L6	2,4 L6 - L8 - L10 2,8 L6 - L8 - L10 3,2 L6 - L8 3,6 L6	2,4 L6 - L8 - L10 2,8 L6 - L8 - L10 3,2 L6 - L8 3,6 L6	2,4 L6 - L8 - L10 2,8 L6 - L8 - L10 3,2 L6 - L8 - L10 3,6 L6 - L8 - L10 4,2 L6
	L11,5	2,4 L6 - L8 - L10 - L11,5 2,8 L6 - L8 - L10 - L11,5 3,2 L6 3,6 L6	2,4 L6 - L8 - L10 - L11,5 2,8 L6 - L8 - L10 - L11,5 3,2 L6 - L8 3,6 L6	2,4 L6 - L8 - L10 - L11,5 2,8 L6 - L8 - L10 - L11,5 3,2 L6 - L8 3,6 L6	2,4 L6 - L8 - L10 - L11,5 2,8 L6 - L8 - L10 - L11,5 3,2 L6 - L8 - L10 - L11,5 3,6 L6 - L8 - L10 - L11,5 4,2 L6
	L13	2,4 L6 - L8 - L10 - L11,5 - L13 2,8 L6 - L8 - L10 - L11,5 - L13 3,2 L6 - L8 3,6 L6	2,4 L6 - L8 - L10 - L11,5 - L13 2,8 L6 - L8 - L10 - L11,5 - L13 3,2 L6 - L8 3,6 L6 4,2 L6	2,4 L6 - L8 - L10 - L11,5 - L13 2,8 L6 - L8 - L10 - L11,5 - L13 3,2 L6 - L8 - L10 3,6 L6	2,4 L6 - L8 - L10 - L11,5 - L13 2,8 L6 - L8 - L10 - L11,5 - L13 3,2 L6 - L8 - L10 - L11,5 - L13 3,6 L6 - L8 - L10 - L11,5 - L13 4,2 L6
	L15	2,4 L6 - L8 - L10 - L11,5 - L13 - L15 2,8 L6 - L8 - L10 - L11,5 - L13 - L15 3,2 L6 - L8 - L10 3,6 L6	2,4 L6 - L8 - L10 - L11,5 - L13 - L15 2,8 L6 - L8 - L10 - L11,5 - L13 - L15 3,2 L6 - L8 - L10 3,6 L6 4,2 L6	2,4 L6 - L8 - L10 - L11,5 - L13 - L15 2,8 L6 - L8 - L10 - L11,5 - L13 - L15 3,2 L6 - L8 - L10 3,6 L6	2,4 L6 - L8 - L10 - L11,5 - L13 - L15 2,8 L6 - L8 - L10 - L11,5 - L13 - L15 3,2 L6 - L8 - L10 - L11,5 - L13 - L15 3,6 L6 - L8 - L10 - L11,5 - L13 - L15 4,2 L6
	L18	2,4 L6 - L8 - L10 - L11,5 - L13 - L15 - L18 2,8 L6 - L8 - L10 - L11,5 - L13 - L15 3,2 L6 - L8 - L10 3,6 L6	2,4 L6 - L8 - L10 - L11,5 - L13 - L15 - L18 2,8 L6 - L8 - L10 - L11,5 - L13 - L15 3,2 L6 - L8 - L10 - L11,5 3,6 L6 4,2 L6	2,4 L6 - L8 - L10 - L11,5 - L13 - L15 - L18 2,8 L6 - L8 - L10 - L11,5 - L13 - L15 3,2 L6 - L8 - L10 - L11,5 3,6 L6	2,4 L6 - L8 - L10 - L11,5 - L13 - L15 - L18 2,8 L6 - L8 - L10 - L11,5 - L13 - L15 3,2 L6 - L8 - L10 - L11,5 - L13 - L15 3,6 L6 - L8 - L10 - L11,5 - L13 - L15 4,2 L6

Note: All measurements in mm

**JDEvolution, JDEvolution Plus, JDIcon, JDIcon Plus, JDIcon Plus T, JDOcta**

		Site preparation in maxilla		Site preparation in mandible	
IMPLANT DIAMETER	IMPLANT LENGTH	SOFT BONE	MEDIUM-DENSE BONE	SOFT BONE	MEDIUM-DENSE BONE
Ø 5,0	L6	2,4L6 2,8L6 3,2L6 3,6L6 4,2L6	2,4L6 2,8L6 3,2L6 3,6L6 4,2L6	2,4L6 2,8L6 3,2L6 3,6L6 4,2L6	/
	L8	2,4L6-L8 2,8L6-L8 3,2L6-L8 3,6L6 4,2L6	2,4L6-L8 2,8L6-L8 3,2L6-L8 3,6L6 4,2L6	2,4L6-L8 2,8L6-L8 3,2L6-L8 3,6L6-L8 4,2L6	/
	L10	2,4L6-L8-L10 2,8L6-L8-L10 3,2L6-L8-L10 3,6L6 4,2L6	2,4L6-L8-L10 2,8L6-L8-L10 3,2L6-L8-L10 3,6L6-L8 4,2L6	2,4L6-L8-L10 2,8L6-L8-L10 3,2L6-L8-L10 3,6L6 4,2L6	/
	L11,5	2,4L6-L8-L10-L11,5 2,8L6-L8-L10-L11,5 3,2L6-L8-L10-L11,5 3,6L6 4,2L6	2,4L6-L8-L10-L11,5 2,8L6-L8-L10-L11,5 3,2L6-L8-L10-L11,5 3,6L6-L8-L10 4,2L6	2,4L6-L8-L10-L11,5 2,8L6-L8-L10-L11,5 3,2L6-L8-L10-L11,5 3,6L6-L8 4,2L6	/
	L13	2,4L6-L8-L10-L11,5-L13 2,8L6-L8-L10-L11,5-L13 3,2L6-L8-L10-L11,5-L13 3,6L6-L8 4,2L6	2,4L6-L8-L10-L11,5-L13 2,8L6-L8-L10-L11,5-L13 3,2L6-L8-L10-L11,5-L13 3,6L6-L8-L10 4,2L6	2,4L6-L8-L10-L11,5-L13 2,8L6-L8-L10-L11,5-L13 3,2L6-L8-L10-L11,5-L13 3,6L6-L8-L10 4,2L6	/
	L15	2,4L6-L8-L10-L11,5-L13-L15 2,8L6-L8-L10-L11,5-L13-L15 3,2L6-L8-L10-L11,5-L13-L15 3,6L6-L8-L10 4,2L6	2,4L6-L8-L10-L11,5-L13-L15 2,8L6-L8-L10-L11,5-L13-L15 3,2L6-L8-L10-L11,5-L13-L15 3,6L6-L8-L10 4,2L6	2,4L6-L8-L10-L11,5-L13-L15 2,8L6-L8-L10-L11,5-L13-L15 3,2L6-L8-L10-L11,5-L13-L15 3,6L6-L8-L10 4,2L6	/
	L18	2,4L6-L8-L10-L11,5-L13-L15-L18 2,8L6-L8-L10-L11,5-L13-L15 3,2L6-L8-L10-L11,5-L13-L15 3,6L6-L8-L10 4,2L6	2,4L6-L8-L10-L11,5-L13-L15-L18 2,8L6-L8-L10-L11,5-L13-L15 3,2L6-L8-L10-L11,5-L13-L15 3,6L6-L8-L10-L11,5 4,2L6	2,4L6-L8-L10-L11,5-L13-L15-L18 2,8L6-L8-L10-L11,5-L13-L15 3,2L6-L8-L10-L11,5-L13-L15 3,6L6-L8-L10-L11,5 4,2L6	/

**JDIcon Ultra S**

IMPLANT DIAMETER	IMPLANT LENGTH	SOFT BONE TYPE IV	MEDIUM BONE TYPE II-III	DENSE BONE TYPE I
Ø 2,75	L6	/	/	/
	L8	2,0L6-L8	2,0L6-L8 2,4L6-L8	2,0L6-L8 2,4L6-L8 2,8L6
	L10	2,0L6-L8-L10	2,0L6-L8-L10 2,4L6-L8-L10	2,0L6-L8-L10 2,4L6-L8-L10 2,8L6
	L11,5	2,0L6-L8-L10-L11,5	2,0L6-L8-L10-L11,5 2,4L6-L8-L10-L11,5	2,0L6-L8-L10-L11,5 2,4L6-L8-L10-L11,5 2,8L6-L8
	L13	2,0L6-L8-L10-L11,5-L13	2,0L6-L8-L10-L11,5-L13 2,4L6-L8-L10-L11,5-L13	2,0L6-L8-L10-L11,5-L13 2,4L6-L8-L10-L11,5-L13 2,8L6-L8

**JDEvolution S**

		Site preparation in maxilla		Site preparation in mandible	
IMPLANT DIAMETER	IMPLANT LENGTH	SOFT BONE	MEDIUM-DENSE BONE	SOFT BONE	MEDIUM-DENSE BONE
Ø 3,2	L6	/	/	/	/
	L8	2,4L6-L8 2,8L6	2,4L6-L8 2,8L6 3,2L6	2,4L6-L8 2,8L6 3,2L6	2,4L6-L8 2,8L6-L8 3,2L6
	L10	2,4L6-L8-L10 2,8L6	2,4L6-L8-L10 2,8L6 3,2L6	2,4L6-L8-L10 2,8L6 3,2L6	2,4L6-L8-L10 2,8L6-L8-L10 3,2L6
	L11,5	2,4L6-L8-L10-L11,5 2,8L6	2,4L6-L8-L10-L11,5 2,8L6 3,2L6	2,4L6-L8-L10-L11,5 2,8L6-L8 3,2L6	2,4L6-L8-L10-L11,5 2,8L6-L8-L10-L11,5 3,2L6
	L13	2,4L6-L8-L10-L11,5-L13 2,8L6-L8	2,4L6-L8-L10-L11,5-L13 2,8L6-L8 3,2L6	2,4L6-L8-L10-L11,5-L13 2,8L6-L8 3,2L6	2,4L6-L8-L10-L11,5-L13 2,8L6-L8-L10-L11,5-L13 3,2L6
	L15	2,4L6-L8-L10-L11,5-L13-L15 2,8L6-L8	2,4L6-L8-L10-L11,5-L13-L15 2,8L6-L8 3,2L6	2,4L6-L8-L10-L11,5-L13-L15 2,8L6-L8 3,2L6	2,4L6-L8-L10-L11,5-L13-L15 2,8L6-L8-L10-L11,5-L13-L15 3,2L6

# JD EXTRA DRILLS KIT

Note: For implants lengths from 18mm to 26mm use the JD Extra Drills Kit.

The kit contains:

JDGD20-180	Guided Drill Ø 2.0 L 18.0
JDGD24-180	Guided Drill Ø 2.4 L 18.0
JDGD20-200	Guided Drill Ø 2.0 L 20.0
JDGD24-200	Guided Drill Ø 2.4 L 20.0
JDGD20-220	Guided Drill Ø 2.0 L 22.0
JDGD24-220	Guided Drill Ø 2.4 L 22.0
JDGD20-240	Guided Drill Ø 2.0 L 24.0
JDGD24-240	Guided Drill Ø 2.4 L 24.0
JDGD20-260	Guided Drill Ø 2.0 L 26.0
JDGD24-260	Guided Drill Ø 2.4 L 26.0



Note: all measurements in mm

## DRILLING PROTOCOLS

<i>JDPterygo</i>		
IMPLANT DIAMETER	IMPLANT LENGTH	
Ø 3,3	L13	2,0 L6 - L8 - L10 - L11,5 - L13 2,4 L6 2,8 L6 (only for dense bone)
	L15	2,0 L6 - L8 - L10 - L11,5 - L13 - L15 2,4 L6 2,8 L6 (only for dense bone)
	L18	2,0 L6 - L8 - L10 - L11,5 - L13 - L15 - L18 2,4 L6 2,8 L6 (only for dense bone)
	L20	2,0 L6 - L8 - L10 - L11,5 - L13 - L15 - L18 - L20 2,4 L6 2,8 L6 (only for dense bone)
Ø 4,0	L13	2,4 L6 - L8 - L10 - L11,5 - L13 3,2 L6
	L15	2,4 L6 - L8 - L10 - L11,5 - L13 - L15 3,2 L6
	L18	2,4 L6 - L8 - L10 - L11,5 - L13 - L15 - L18 3,2 L6
	L20	2,4 L6 - L8 - L10 - L11,5 - L13 - L15 - L18 - L20 3,2 L6

<i>JDNasal</i>		
IMPLANT DIAMETER	IMPLANT LENGTH	
Ø 4,0	L20	2,0 L6 - L8 - L10 - L11,5 - L13 - L15 - L18 - L20 2,4 L6 - L8 - L10 - L11,5 - L13 - L15 - L18 - L20 2,8 L6 - L8 - L10 - L11,5 - L13 3,2 L6 - L8 - L10 3,6 L6
	L22	2,0 L6 - L8 - L10 - L11,5 - L13 - L15 - L18 - L20 - L22 2,4 L6 - L8 - L10 - L11,5 - L13 - L15 - L18 - L20 - L22 2,8 L6 - L8 - L10 - L11,5 - L13 3,2 L6 - L8 - L10 3,6 L6
	L24	2,0 L6 - L8 - L10 - L11,5 - L13 - L15 - L18 - L20 - L22 - L24 2,4 L6 - L8 - L10 - L11,5 - L13 - L15 - L18 - L20 - L22 - L24 2,8 L6 - L8 - L10 - L11,5 - L13 3,2 L6 - L8 - L10 3,6 L6
	L26	2,0 L6 - L8 - L10 - L11,5 - L13 - L15 - L18 - L20 - L22 - L24 - L26 2,4 L6 - L8 - L10 - L11,5 - L13 - L15 - L18 - L20 - L22 - L24 - L26 2,8 L6 - L8 - L10 - L11,5 - L13 3,2 L6 - L8 - L10 3,6 L6

Note: All measurements in mm